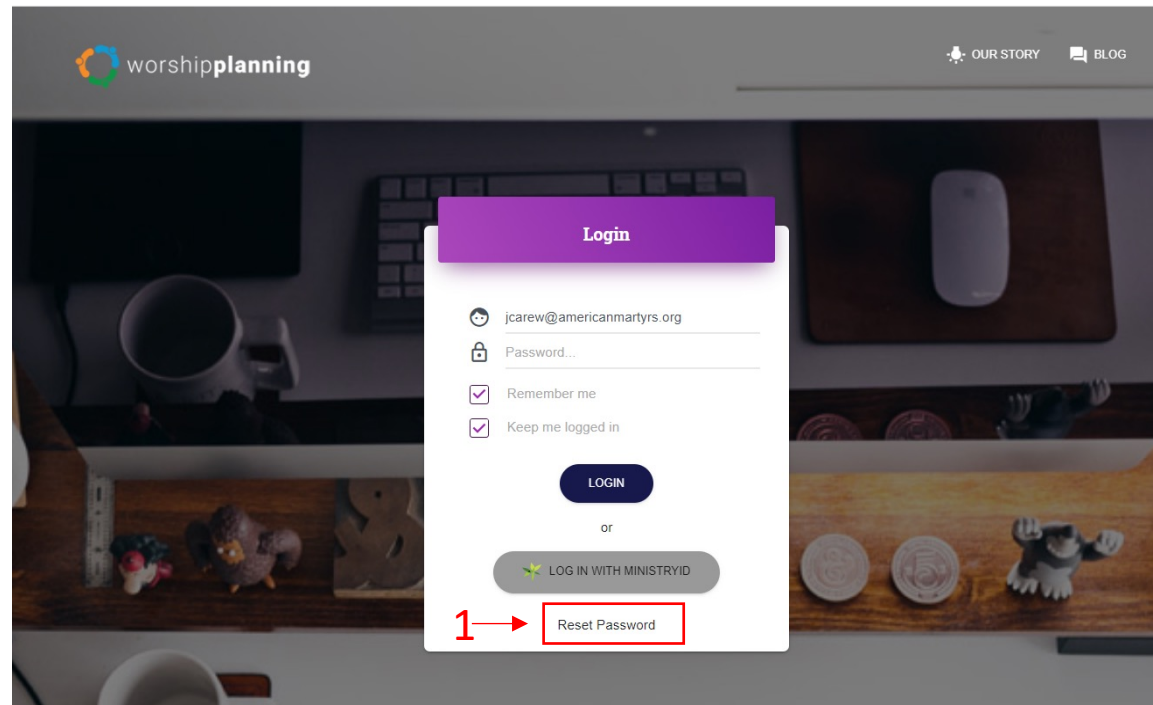
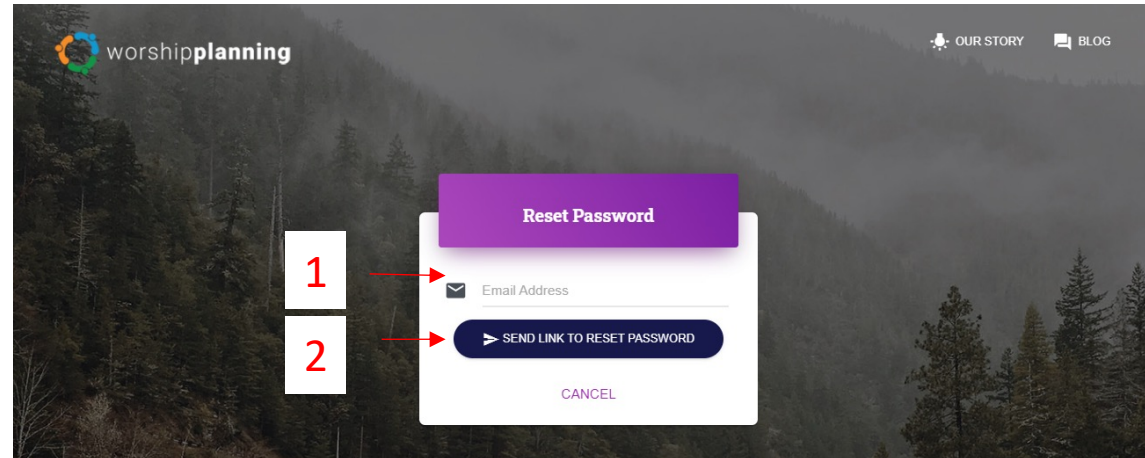


Is this is your first time logging in please
choose reset password to create a password



Enter your email and click the send link button



The screenshot shows the 'Reset Password' form on the worshipplanning website. The form is a white modal box with a purple header. It contains an email address input field and a 'SEND LINK TO RESET PASSWORD' button. A 'CANCEL' link is at the bottom. Red arrows and numbers 1 and 2 indicate the steps: 1 points to the email input field, and 2 points to the 'SEND LINK TO RESET PASSWORD' button.

worshipplanning

OUR STORY BLOG

Reset Password

1

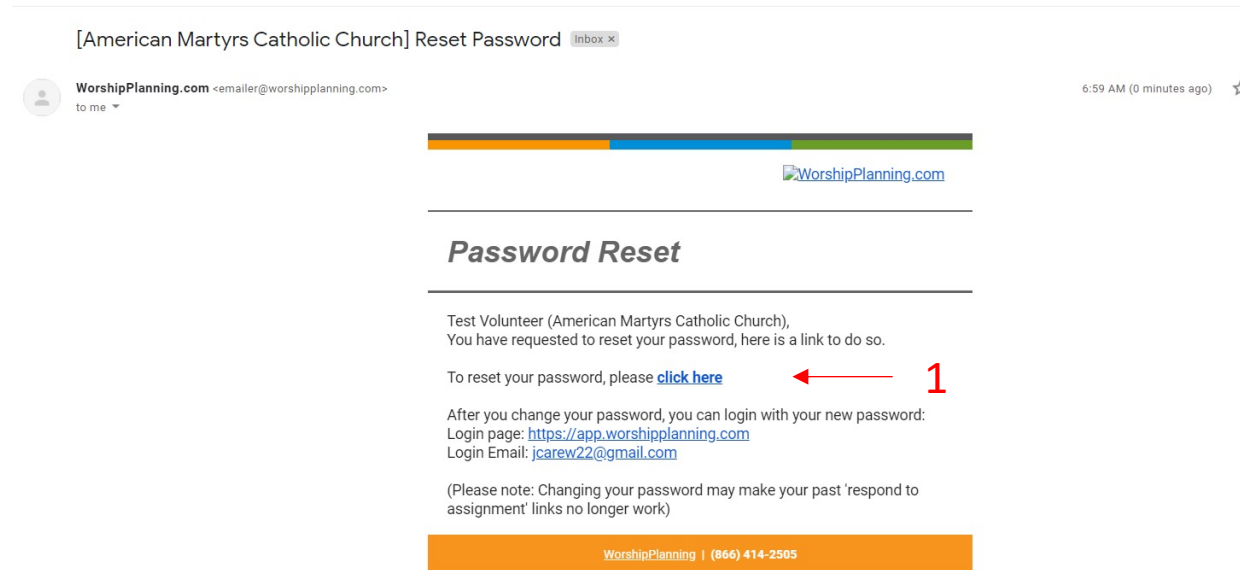
2

Email Address

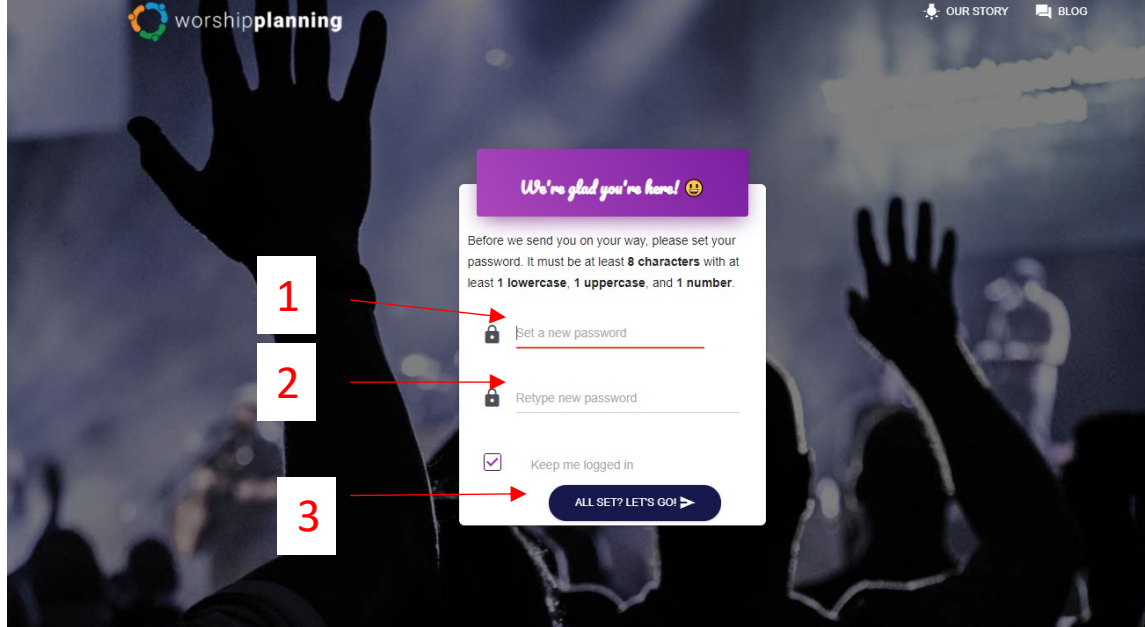
➤ SEND LINK TO RESET PASSWORD

CANCEL

Here is the email you should receive to create your password



Enter a password twice and please note it must be at least 8 characters with 1 lowercase, 1 uppercase and 1 number



The screenshot shows the 'worshipplanning' website with a background image of hands raised in worship. A central white form with a purple header contains the password creation instructions. Three red arrows point from numbered boxes (1, 2, 3) to the form fields: 'Set a new password', 'Retype new password', and the 'ALL SET? LET'S GO!' button.

worshipplanning

OUR STORY BLOG

We're glad you're here! 😊

Before we send you on your way, please set your password. It must be at least 8 characters with at least 1 lowercase, 1 uppercase, and 1 number.

1 Set a new password

2 Retype new password

3 Keep me logged in

ALL SET? LET'S GO! ➔